



aerodays2015

Aviation in Europe – Innovating for Growth

The 7th European Aeronautics Days



BOPACS

(Boltless Assembling of Primary Aerospace Structures)

Jan Halm

National Aerospace Laboratory NLR
The Netherlands

jan.halm@nlr.nl

Partners

Short name	Participant organisation name	Country
NLR	Nationaal Lucht- en Ruimtevaartlaboratorium NLR	NL
CEN	Cenaero ASBL, Centre de recherches en Aéronautique	BE
UCL	Université Catholique de Louvain, Institute of Mechanics, Materials, and Civil Engineering	BE
SAB	Société Anonyme Belge de Constructions Aéronautiques SABCA S.A.	BE
VZLU	VÝZKUMNÝ A ZKUŠEBNÍ LETECKÝ ÚSTAV, A.S.	CZ
DLR	Deutsches Zentrum für Luft- und Raumfahrt	D
USTUTT	Institut für Flugzeugbau, Universität Stuttgart	D
EADS	EADS Deutschland GmbH (European Aeronautic Defence and Space Company)	D
UPAT	Laboratory of Technology & Strength of Materials, University of Patras	GR
ZHAW	Zurich university of Applied Science	CH
BAB	Bombardier Aerospace - Belfast	UK
IFAM	Fraunhofer Institut für Fertigungstechnik und angewandte Materialforschung (IFAM)	D
AD	Airbus Operations GmbH	D
FID	FIDAMC	ES

Project started September 2012 and runs until October 2016



BOPACS main objective is:

- To reduce weight and costs of primary aerospace structures by developing bolt free adhesive bonded joining that comply with the airworthiness requirements



Means of Comply CS 22.573, AC 20-107B

- The maximum disbond of each bonded joint consistent with the capability to withstand the required loads must be determined by analysis, tests or both. Disbonds of each bonded joint greater than this must be prevented by design features.
- Proof testing of each joint to the limit design load.
- Non destructive inspection of the bond area to ensure the strength of the bond.



Means of Comply CS 22.573, AC 20-107B

- The maximum disbond of each bonded joint consistent with the capability to withstand the required loads must be determined by analysis, tests or both. Disbonds of each bonded joint greater than this must be prevented by design features.
- ~~Proof testing of each joint to the limit design load.~~
- Non destructive inspection of the bond area to ensure the strength of the bond.



Means of Comply CS 22.573, AC 20-107B

- The maximum disbond of each bonded joint consistent with the capability to withstand the required loads must be determined by analysis, tests or both. Disbonds of each bonded joint greater than this must be prevented by design features.
- ~~Proof testing of each joint to the limit design load.~~
- Non destructive inspection of the bond area to ensure the strength of the bond.



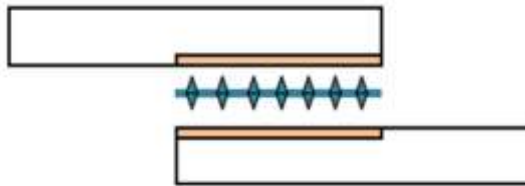
BOPACS technical content

To design and assess crack stopping design features limiting the maximum disbond size in adhesively bonded joints as a mean of comply (MOC) to airworthiness requirements



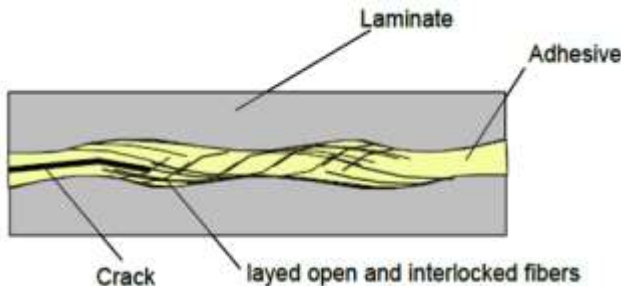
Four different crack stopping concepts are evaluated:

- Surface interfacing



Metallic mesh interfering with Thermoplastic layers

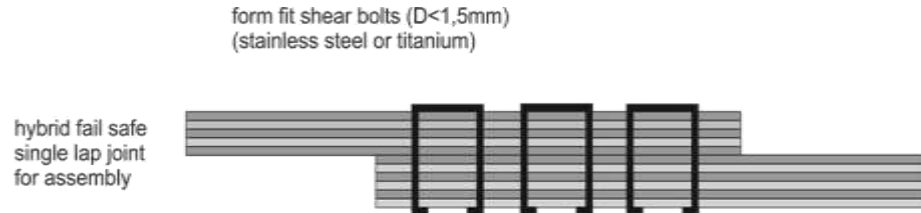
- Surface and geometry modification



Laser stripping / etching of adherent surfaces

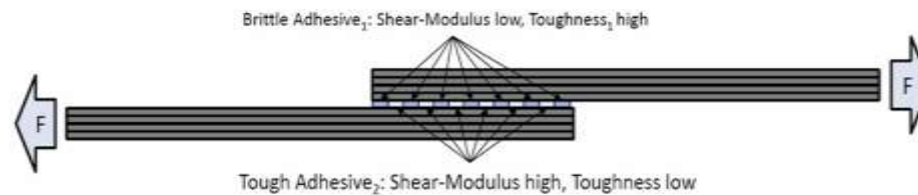


- Mechanical through thickness



- Adhesive bondline architecturing

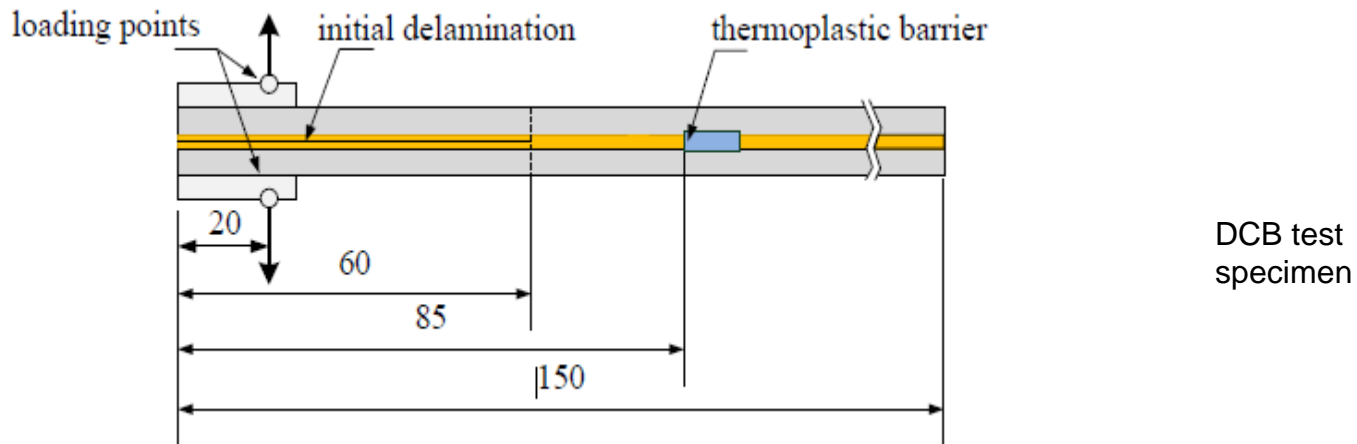
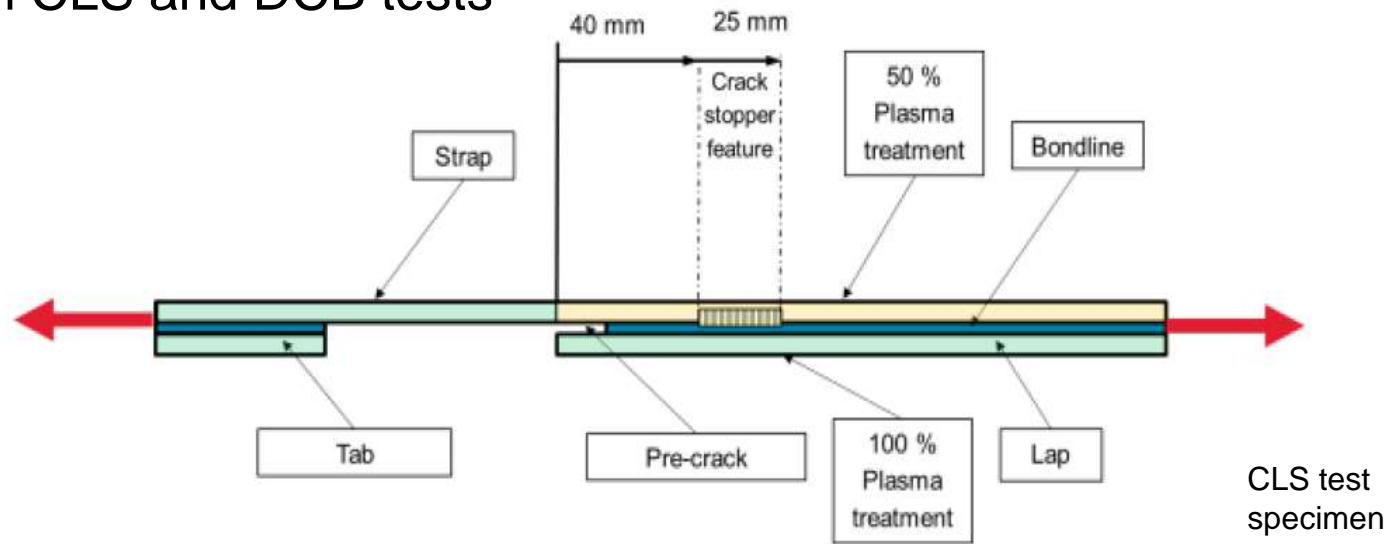
Bonded joints with staples to prevent crack propagation



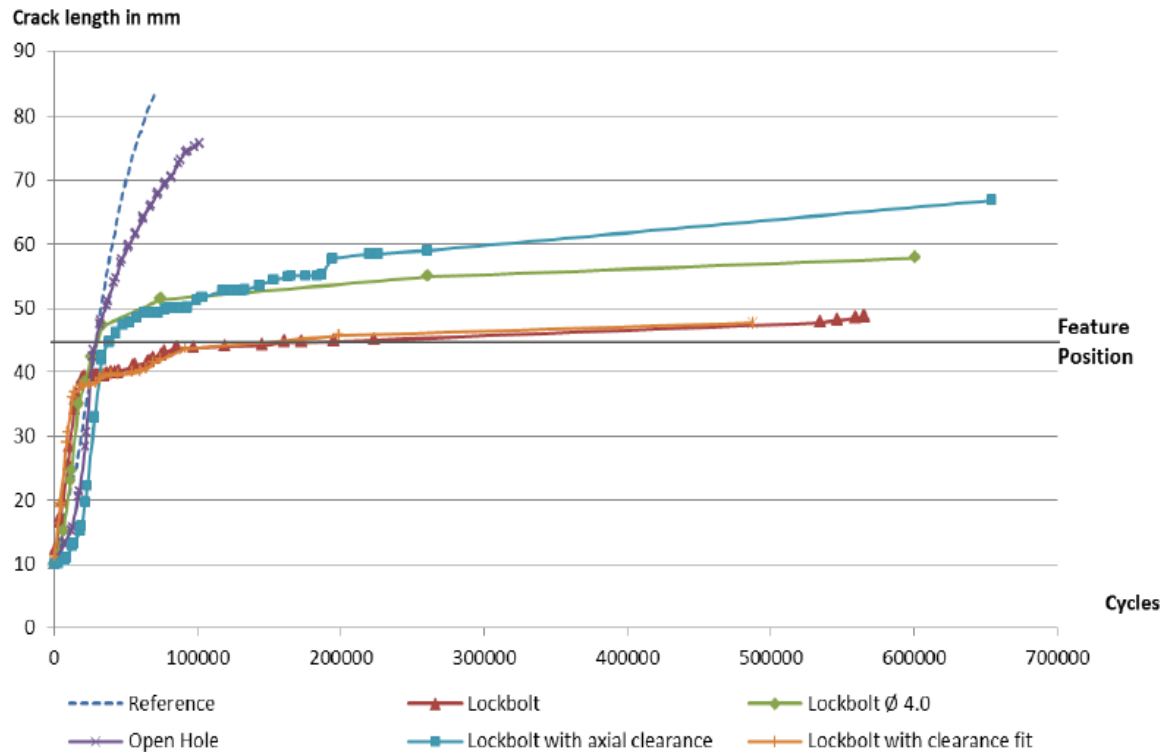
Zones with different types of adhesive (high/low toughness)

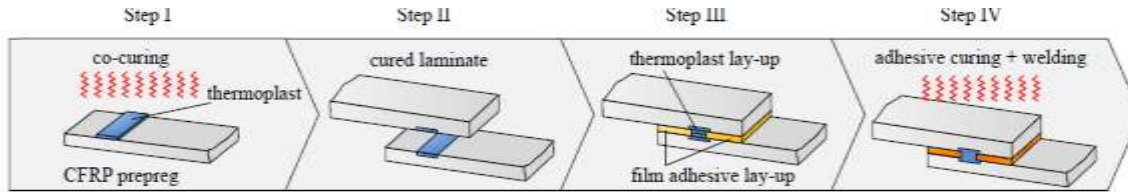


The performance of the different concepts are evaluated by tests on CLS and DCB tests

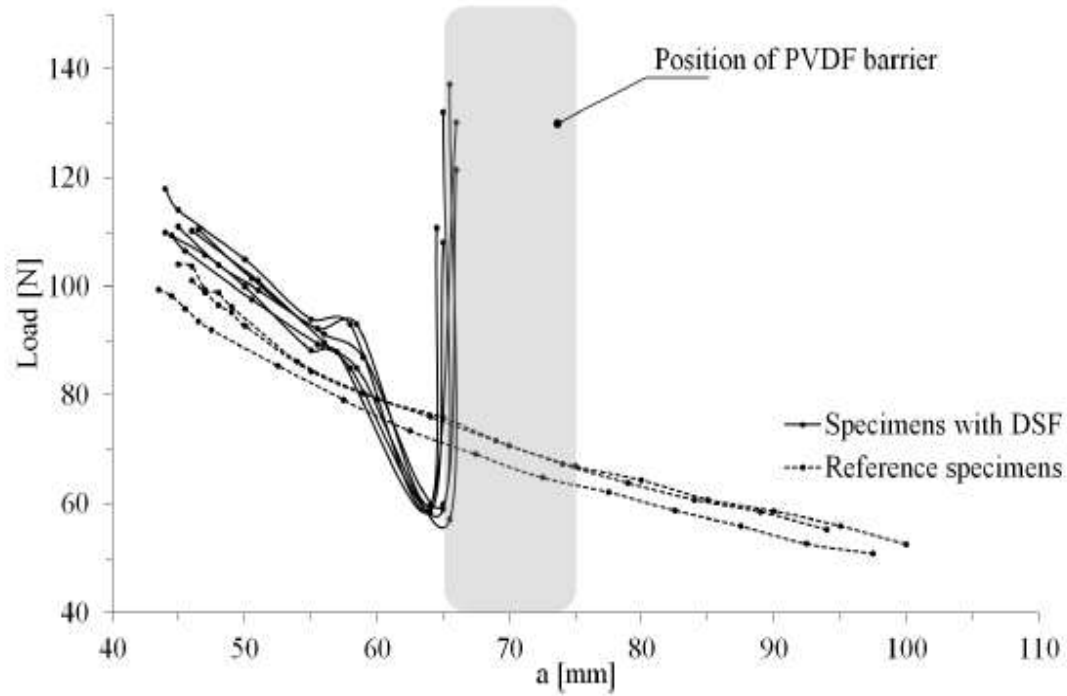



Fatigue testing of CLS specimens with different crack stoppers

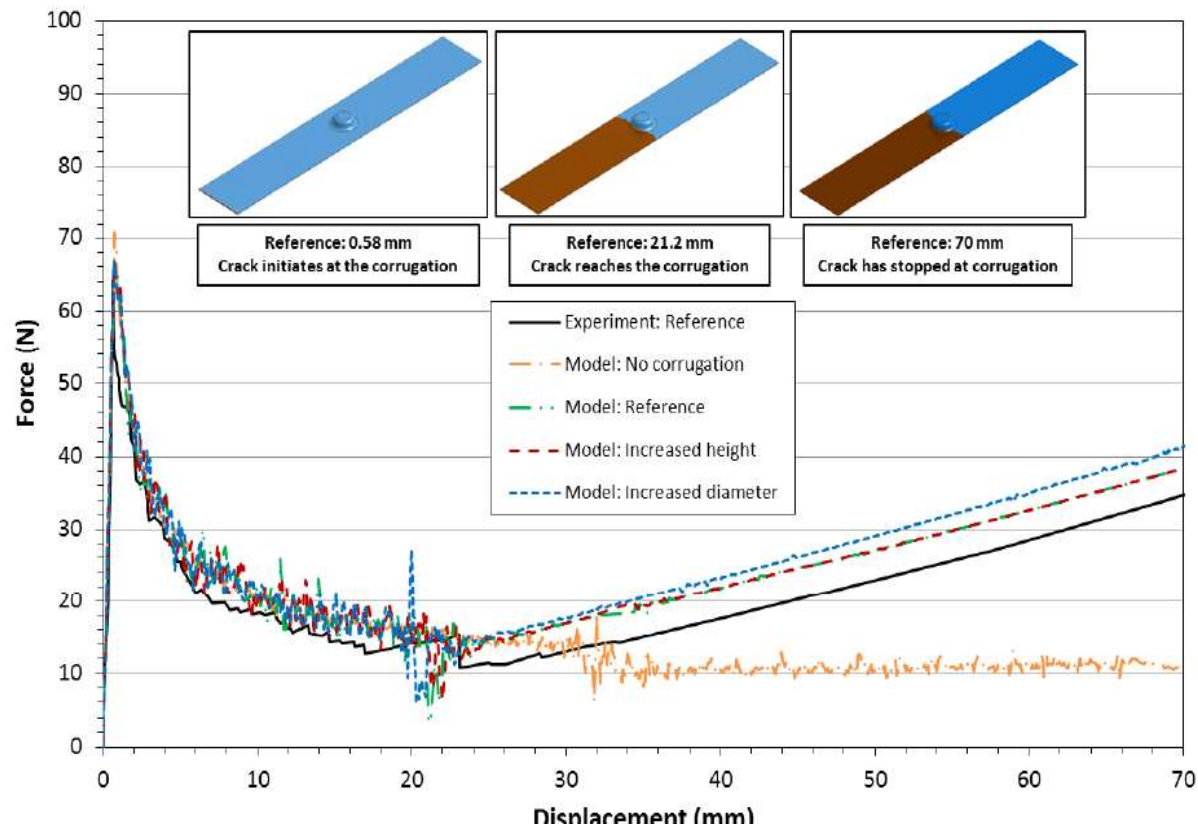




DCB tests



DCB tests and modelling (corrugation)



- Most promising crack stopping concepts will be integrated into the bondline of an aileron and full scale tested.

